



SEHRAWAT BROTHERS
INTERIOR AND DECORATORS PVT. LTD.

Decor Your Space with
Luxury & Elegant

UV marble

Product Description

Product Name = UV Coated Decorative Marble Board

Material = PVC + Calcium + Adhesive

Surface = UV coated

Weight = 20~22 kgs/sheet

Size = 1220x2440x3.5mm

Surface Pattern = Marble, Wood Grain, Solid Color

Hardness = 3H~6H

Brightness = Above 95°

Characteristics

- 1. Easy to clean, cut and install (use glue is ok, no more nails glue) Glossy, Formaldehyde-free, No radiation**
- 2. Instead of natural marble, but weight is only one fifth of the natural marble, and price is just one tenth of the natural marble.**
- 3. 100% water-resistant, fungus-resistant, corrosion-resistant, termite-resistant, etc.**
- 4. Non-flammability**

Applications = Interior wall or ceiling, not flooring

Widely used in residential place : TV backgroud wall or other place in living room, Washing room, Bedroom, Bathroom, Villas, etc.

Widely used in commercial place : Hotel, Airport, Subway station, Clubs, Supermarket, Restaurants, Bars, Cafes, Offices,


High-grade guest house, Commercial house, Entertainment club hospital, and other interior wall decoration.



SB_3001



SB_3002



SB_3003




SB_3004




SB_3005





SB_3007



SB_3008




SB_3066



SB_3067




SB_3068



SB_3069



SB_3070



SB_3071



SB_3072



SB_3073



SB_3074



SB_3075



SB_3076



SB_3077



SB_3078





SEHRAWAT BROTHERS
 INTERIOR AND DECORATIONS PVT. LTD.
 1800-2700-489
 +91-78276-78276



SEHRAWAT BROTHERS
 INTERIOR AND DECORATIONS PVT. LTD.
 1800-2700-489
 +91-78276-78276



SEHRAWAT BROTHERS
 INTERIOR AND DECORATIONS PVT. LTD.
 1800-2700-489
 +91-78276-78276




Toll Free No.: 1800-2700-489

SB_3079




Toll Free No.: 1800-2700-489

SB_3080



Toll Free No.: 1800-2700-489

SB_3081



Toll Free No.: 1800-2700-489

SB_3082



Toll Free No.: 1800-2700-489

SB_3083



SB_3084



SB_3085



SB_3086



SB_3087



SB_3088



SB_3089



SB_3090



SB_3091



SB_3092



SB_3093



SB_3094



SB_3095




SB_3096



SB_3097



SB_3098





SB_3009



SB_3010



SB_3011



SB_3012



SB_3013

**New
Marble
Shade**



SB_3014



SB_3015



SB_3016



SB_3017



SB_4001



SB_4001



SB_4001

**Exclusive
UV Marble
Sheet**



SB_4001



SB_4001

**Exclusive
UV Marble
Sheet**



Installation guide UV Marble Wall Panels



1. Put the Glue on the board.



2. Put the Glue on the back of the sheet.



3. When the glue is dry, stick the sheet on the board, where has brushed glue before.




3. Then, step by step, the whole project is finished.

Installation support material




UV Marble Mouldings



Aluminum Mouldings

Product Structure



ALSO AVAILABLE ONLINE AT:



OFFLINE STORE



SEHRAWAT BROTHERS

INTERIOR AND DECORATORS PVT. LTD.

After Sale Support & Technical Support

🌐 www.sehrawatbrothers.com ✉ sales@sehrawatbrothers.com

📞 1800-2700-489 📞 +91-78276-78276

📞 +91 9555-338-248 (International Inquiry)

**📍 Plot No. 1, Near MCD, Girls Primary School,
VPO - Bakkarwala, New Delhi - 110041**

